



**50,000 USD** EXAMPLE

# content

<b>Conservative</b>	<b>2</b>	<b>CHARTS</b>	<b>16</b>
Miner Portfolio - CAPEX	3	Kadena	17
Forecast version 1 - Assumption: Current mining situation	4	Bitcoin	18
Forecast version 1 - Assumption: Prices increase	5	ETC	19
Forecast version 1 - Summary	6	Kaspa	20
ROI version 1 - Conservative - Current Mining Situation	7	Doge	21
ROI version 1 - Conservative - Prices increase	8	LTC	22
		Alephium	23
<b>Speculative</b>	<b>9</b>		
Miner Portfolio - CAPEX	10		
Forecast Version 2 - Assumption: Current mining situation	11		
Forecast Version 2 - Assumption: Prices increase	12		
Forecast Version 2 - Summary	13		
ROI Version 2 - Speculative - Current mining situation	14		
ROI Version 2 - Speculative - Prices increase	15		

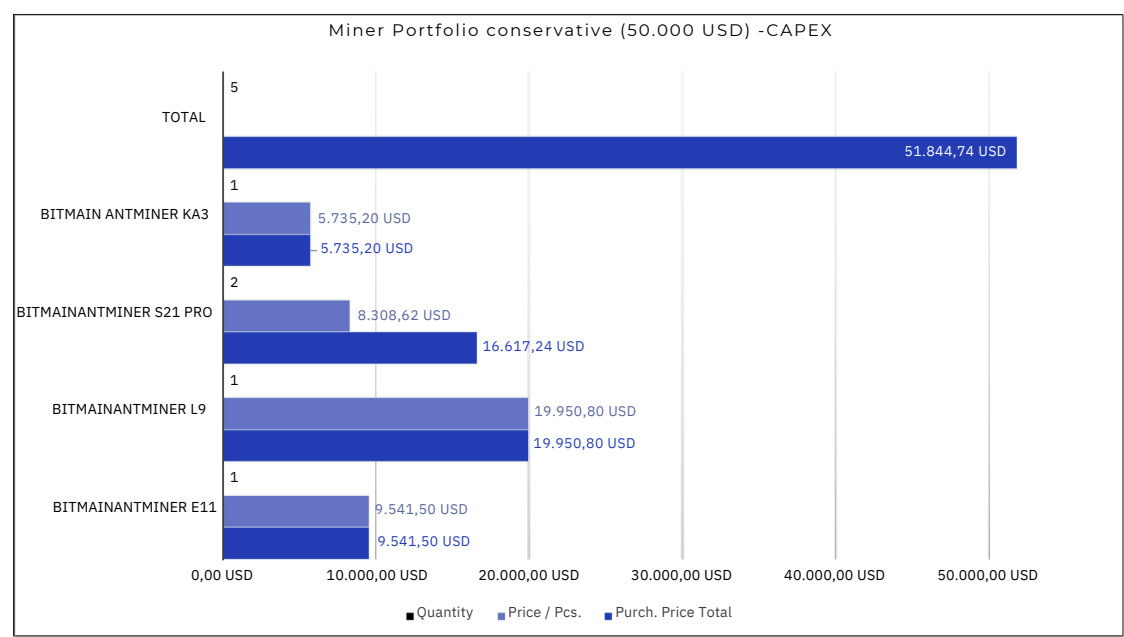
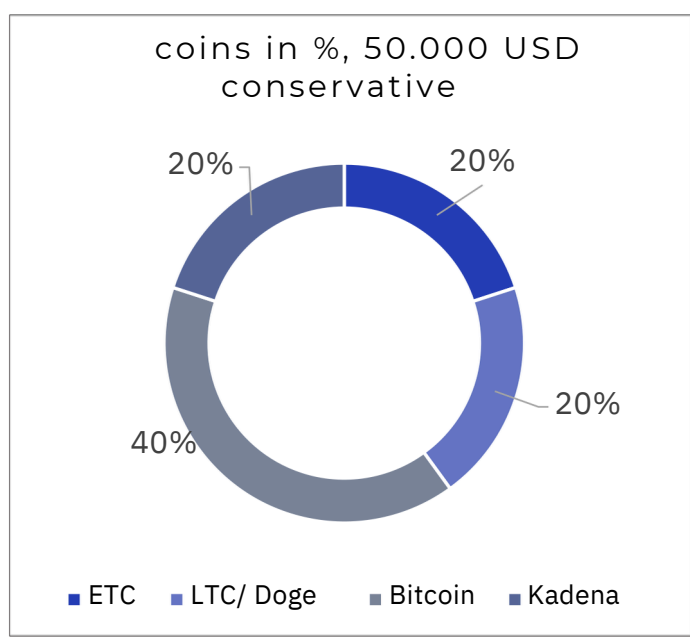
# Conservative

Calculation - Base: 50,000 USD

# Miner Portfolio Conservative

## CAPEX

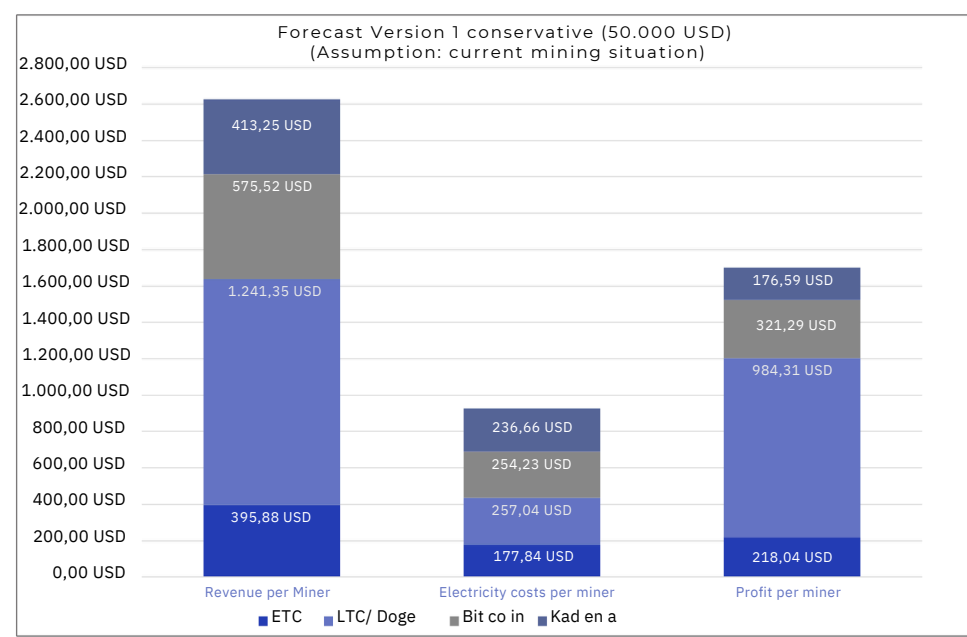
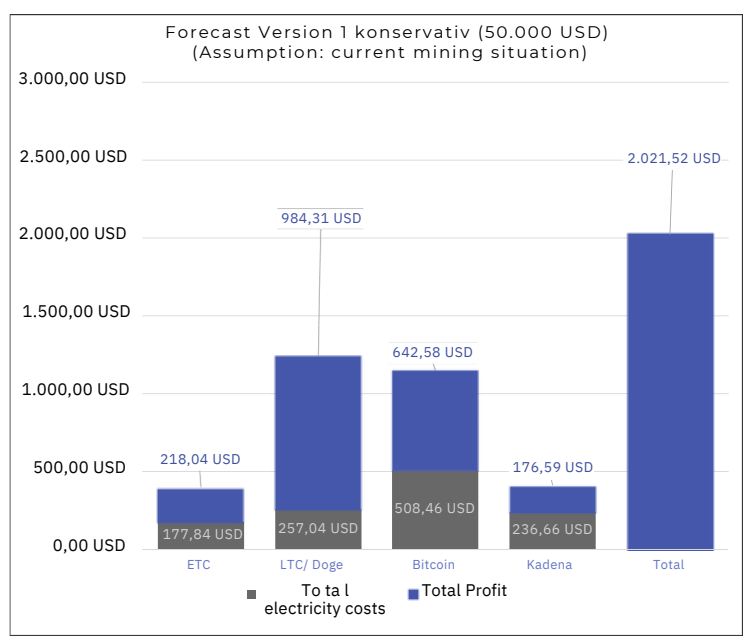
Miner	Coin	Distribution	Price / pcs.	quantity	purch. Price Total
BitmainAntminer E11	ETC	20%	9.541,50 USD	1	9.541,50 USD
BitmainAntminer L9	LTC / Doge	20%	19.950,80 USD	1	19.950,80 USD
BitmainAntminer S21 Pro	Bitcoin	40%	8.308,62 USD	2	16.617,24 USD
Bitmain Antminer KA3	Kadena	20%	5.735,20 USD	1	5.735,20 USD
				<b>5</b>	<b>51.844,74 USD</b>



# Forecast Version 1 Conservative

Assumption: current mining situation

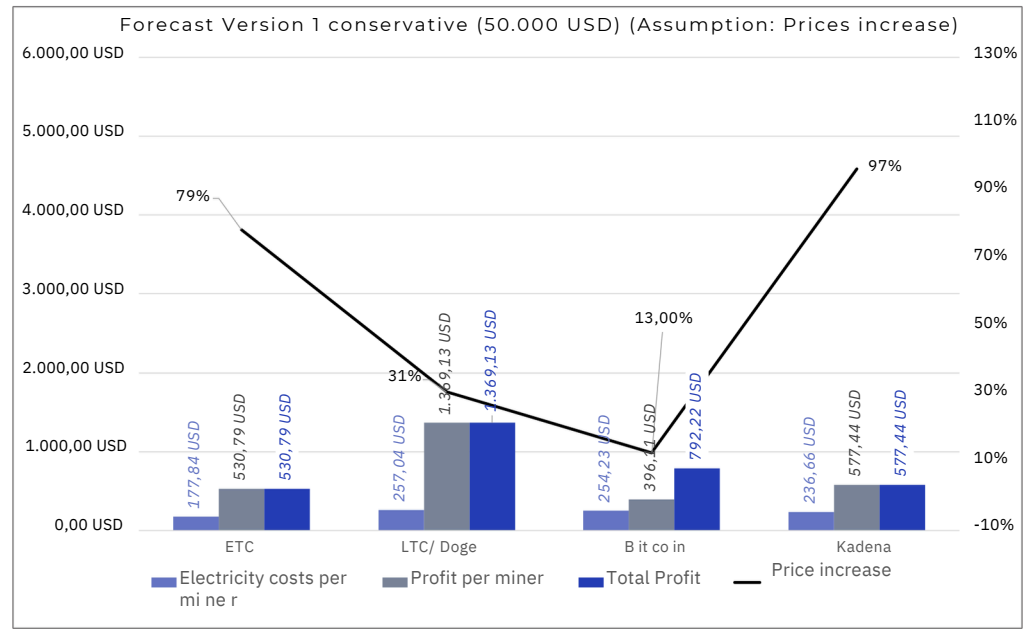
Coin	Revenue	Electricity costs per miner	Total electricity costs	Profit per miner	quantity	Total Profit
ETC	395,88 USD	177,84 USD	177,84 USD	218,04 USD	1	218,04 USD
LTC / Doge	1.241,35 USD	257,04 USD	257,04 USD	984,31 USD	1	984,31 USD
Bitcoin	575,52 USD	254,23 USD	508,46 USD	321,29 USD	2	642,58 USD
Kadena	413,25 USD	236,66 USD	236,66 USD	176,59 USD	1	176,59 USD
					<b>5</b>	<b>2.021,52 USD</b>



# Forecast Version 1 Conservative

Assumption: Prices increase

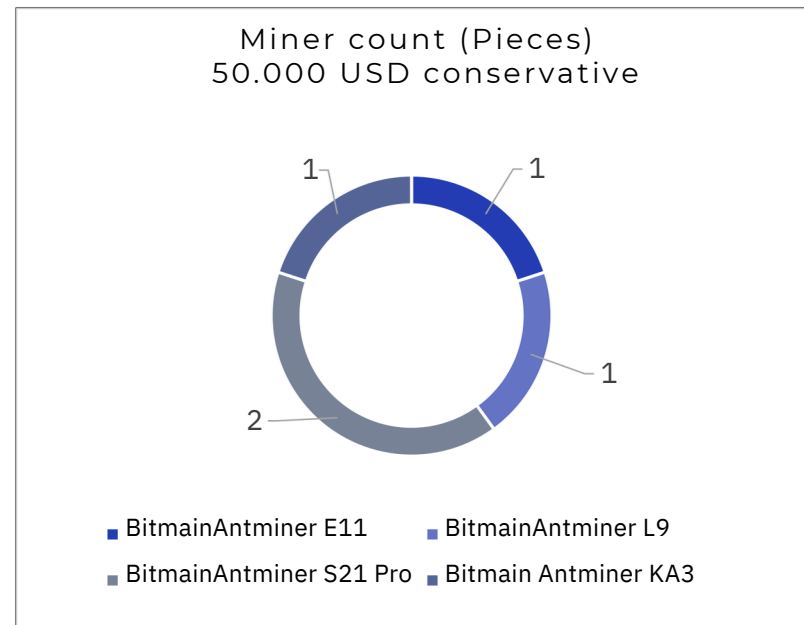
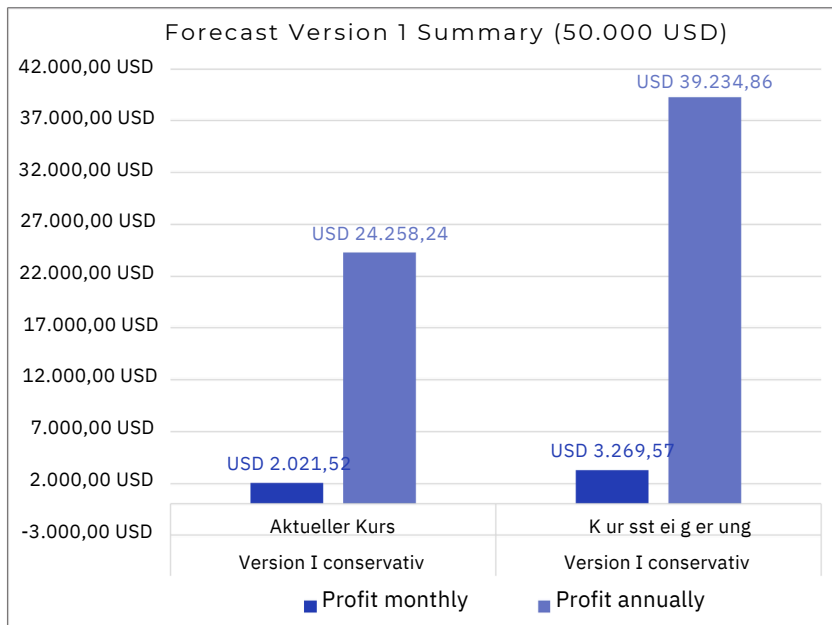
Coin	Price increase	Revenue	Electricity costs per miner	Total electricity costs	Profit per miner	quantity	Total Profit
ETC	79%	708,63 USD	177,84 USD	177,84 USD	530,79 USD	1	530,79 USD
LTC / Doge	31%	1.626,17 USD	257,04 USD	257,04 USD	1.369,13 USD	1	1.369,13 USD
Bitcoin	13%	650,34 USD	254,23 USD	508,46 USD	396,11 USD	2	792,22 USD
Kadena	97%	814,10 USD	236,66 USD	236,66 USD	577,44 USD	1	577,44 USD
						<b>5</b>	<b>3.269,57 USD</b>



# Forecast Version 1

## Summary

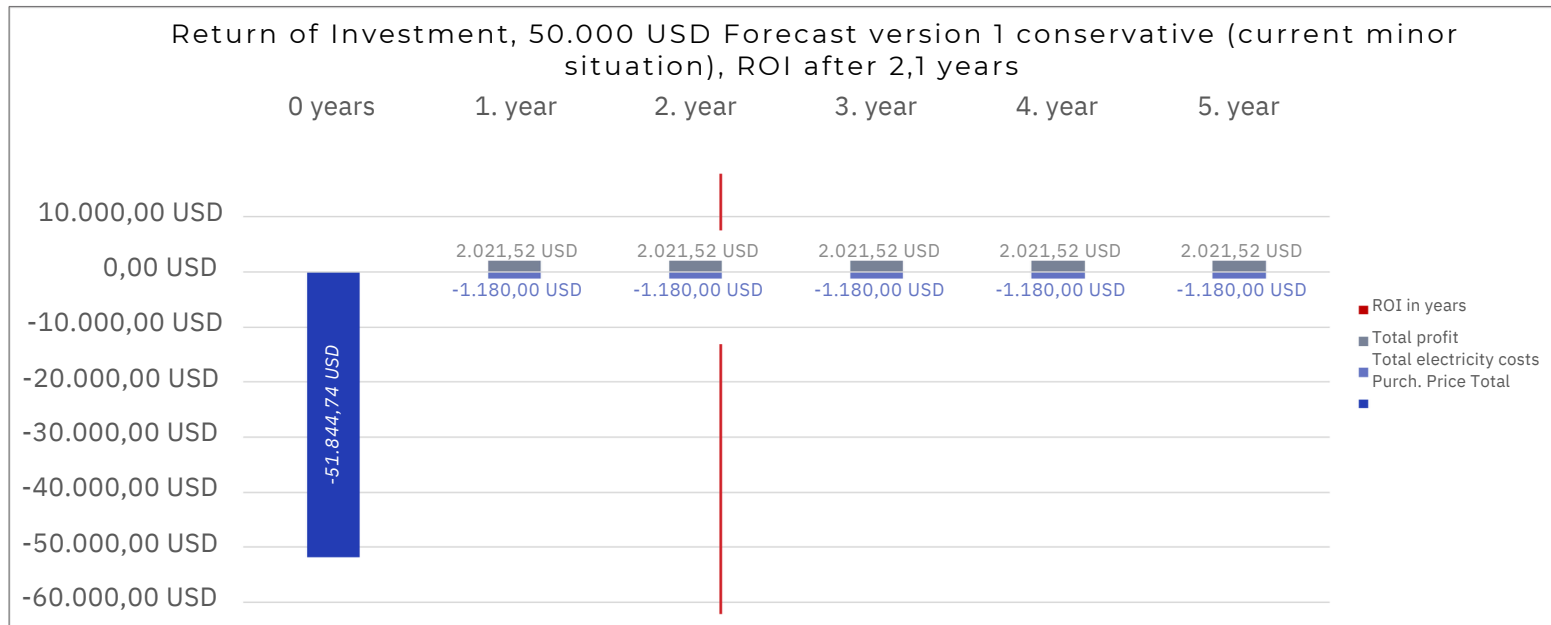
Scenarios	Assumption	Profit monthly	Profit annually
Version I conservative	Current Rate	2.021,52 USD	24.258,24 USD
Version I conservative	Price increase	3.269,57 USD	39.234,86 USD



# return of investment

## Forecast version 1 - Conservative - Current minor situation

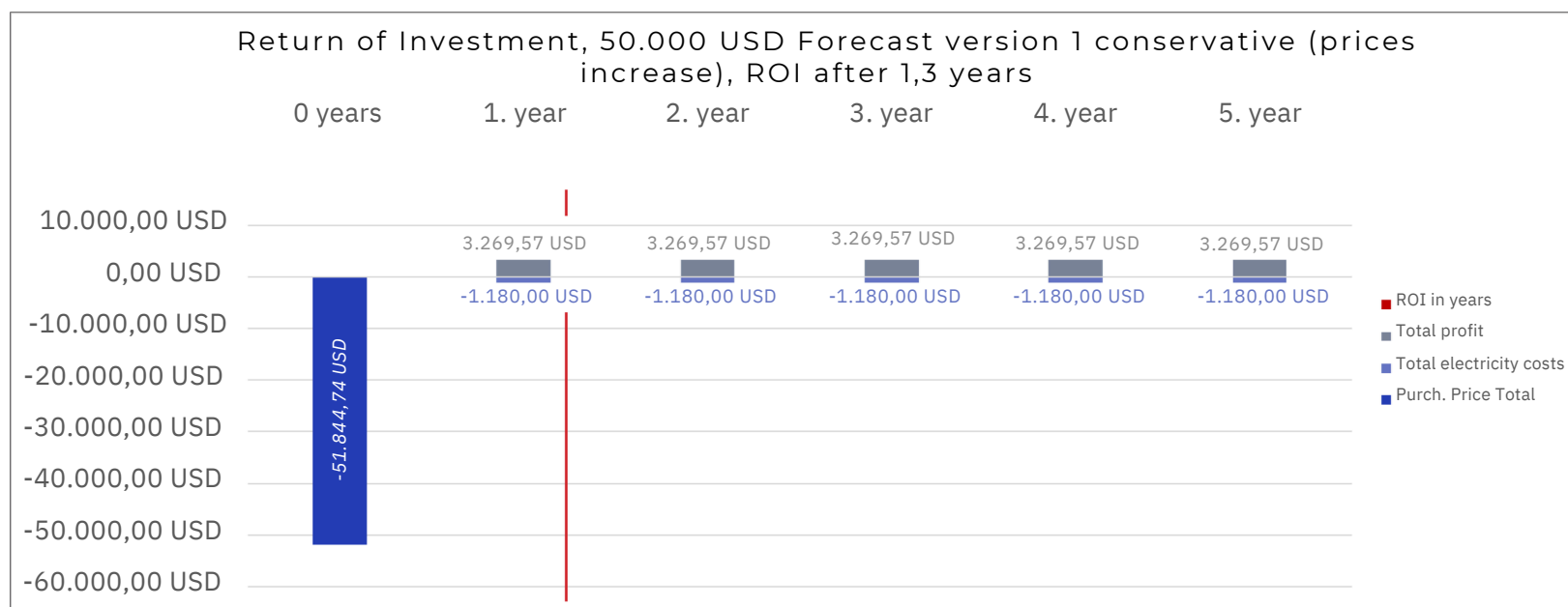
Miner	Coin	Total electricity costs	Price / Pcs.	Total Profit	ROI in Months	ROI in years
Bitmain Antminer E9	ETC	9.541,50 USD	177,84 USD	218,04 USD		
Bitmain Antminer L9	LTC / Doge	19.950,80 USD	257,04 USD	984,31 USD		
Bitmain Antminer S21	Bitcoin	16.617,24 USD	508,46 USD	642,58 USD		
Bitmain Antminer KA3	Kadena	5.735,20 USD	236,66 USD	176,59 USD		
		51.844,74 USD	1.180,00 USD	2.021,52 USD	25,6	2,1



# return of investment

## Forecast version 1 - Conservative - Assumption: Prices increase

Miner	Coin	Total electricity costs	Price / Pcs.	Total Profit	ROI in Months	ROI in years
Bitmain Antminer E9	ETC	9.541,50 USD	177,84 USD	530,79 USD		
Bitmain Antminer L9	LTC / Doge	19.950,80 USD	257,04 USD	1.369,13 USD		
Bitmain Antminer S21	Bitcoin	16.617,24 USD	508,46 USD	792,22 USD		
Bitmain Antminer KA3	Kadena	5.735,20 USD	236,66 USD	577,44 USD		
		51.844,74 USD	1.180,00 USD	3.269,57 USD	15,9	1,3



# Speculative

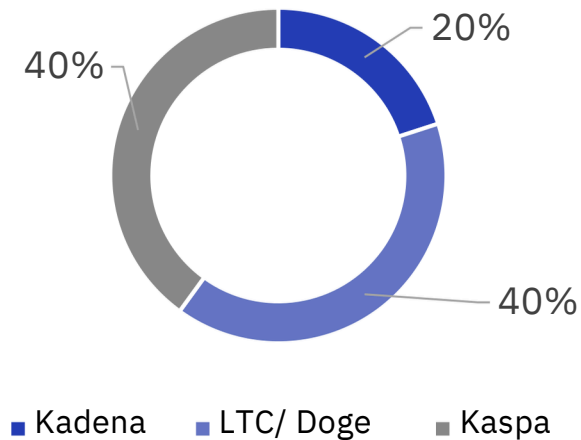
Calculation - Base: 50,000 USD

# Miner Portfolio Speculative

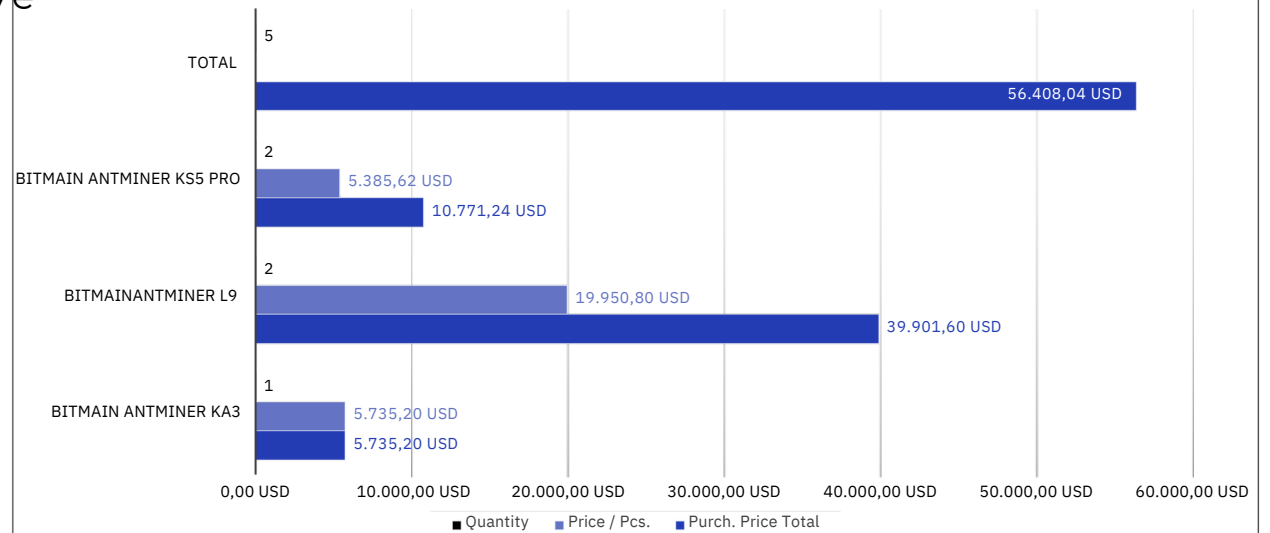
## CAPEX

Miner	Coin	Distribution	Price / pcs.	quantity	purch. Price Total
Bitmain Antminer KA3	Kadena	20%	5.735,20 USD	1	5.735,20 USD
BitmainAntminer L9	LTC/ Doge	40%	19.950,80 USD	2	39.901,60 USD
Bitmain Antminer KS5 Pro	Kaspa	40%	5.385,62 USD	2	10.771,24 USD
				<b>5</b>	<b>56.408,04 USD</b>

coins in %, 50.000 USD Speculative



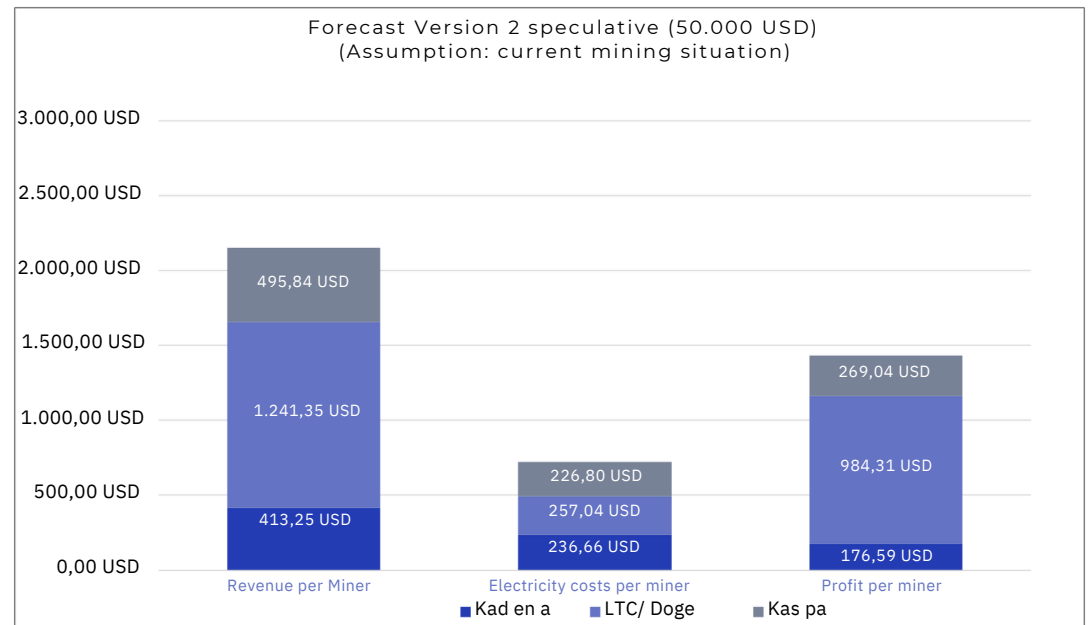
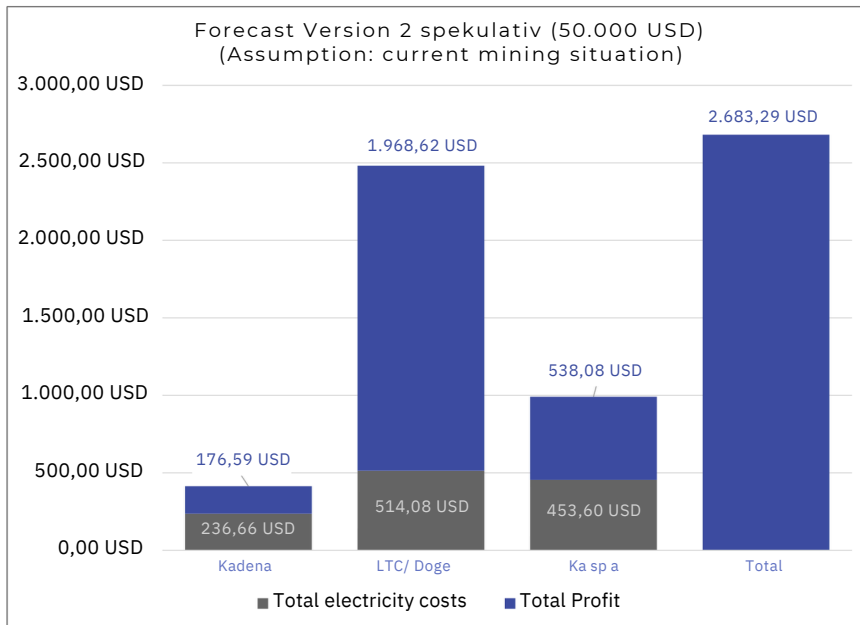
Miner Portfolio speculative (50.000 USD) -CAPEX



# Forecast Version 2 speculative

Assumption: current minor situation

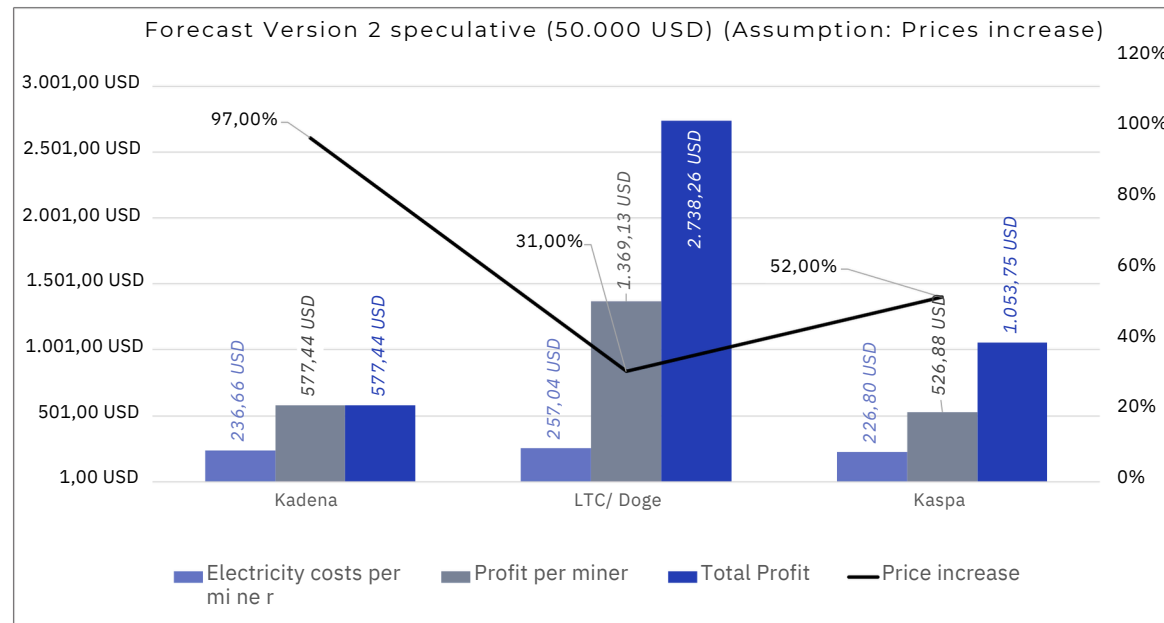
Coin	Revenue	Electricity costs per miner	Total electricity costs	Profit per miner	quantity	Total Profit
Kadena	413,25 USD	236,66 USD	236,66 USD	176,59 USD	1	176,59 USD
LTC/ Doge	1.241,35 USD	257,04 USD	514,08 USD	984,31 USD	2	1.968,62 USD
Kaspa	495,84 USD	226,80 USD	453,60 USD	269,04 USD	2	538,08 USD
					5	2.683,29 USD



# Forecast Version 2 Speculative

Assumption: Prices increase

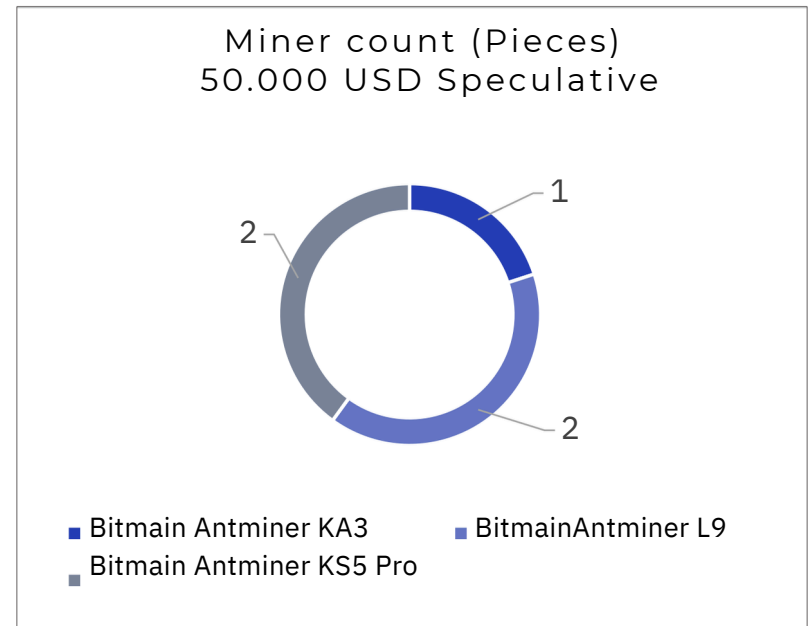
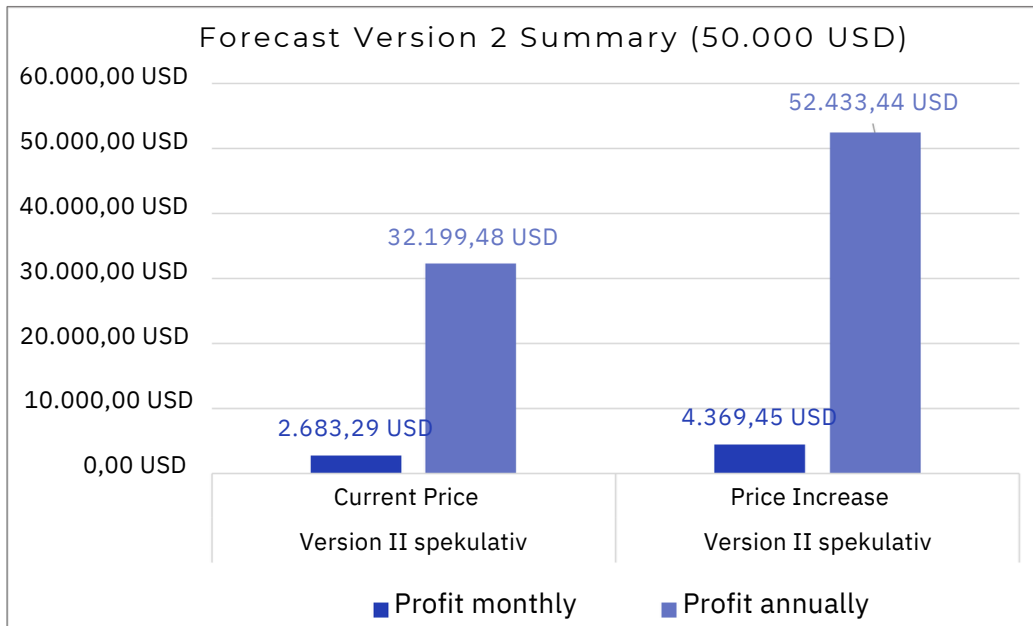
Coin	Price increase	Revenue	Electricity costs per miner	Total electricity costs	Profit per miner	quantity	Total Profit
Kadena	97%	814,10 USD	236,66 USD	236,66 USD	577,44 USD	1	577,44 USD
LTC/ Doge	31%	1.626,17 USD	257,04 USD	514,08 USD	1.369,13 USD	2	2.738,26 USD
Kaspa	52%	753,68 USD	226,80 USD	453,60 USD	526,88 USD	2	1.053,75 USD
						5	4.369,45 USD



# Forecast Version 2

## Summary

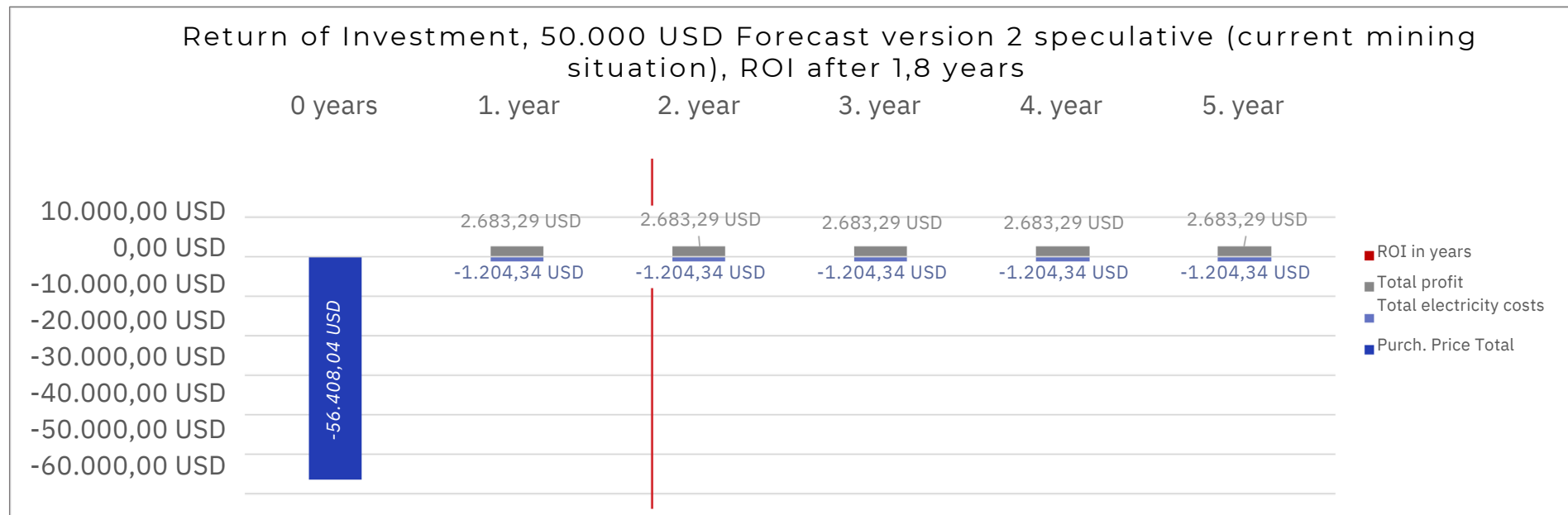
Scenarios	Assumption	Profit monthly	Profit annually
Version II speculative	Current Rate	2.683,29 USD	32.199,48 USD
Version II speculative	Price increase	4.369,45 USD	52.433,44 USD



# return of investment

## Forecast version 2 - Speculative - Current mining situation

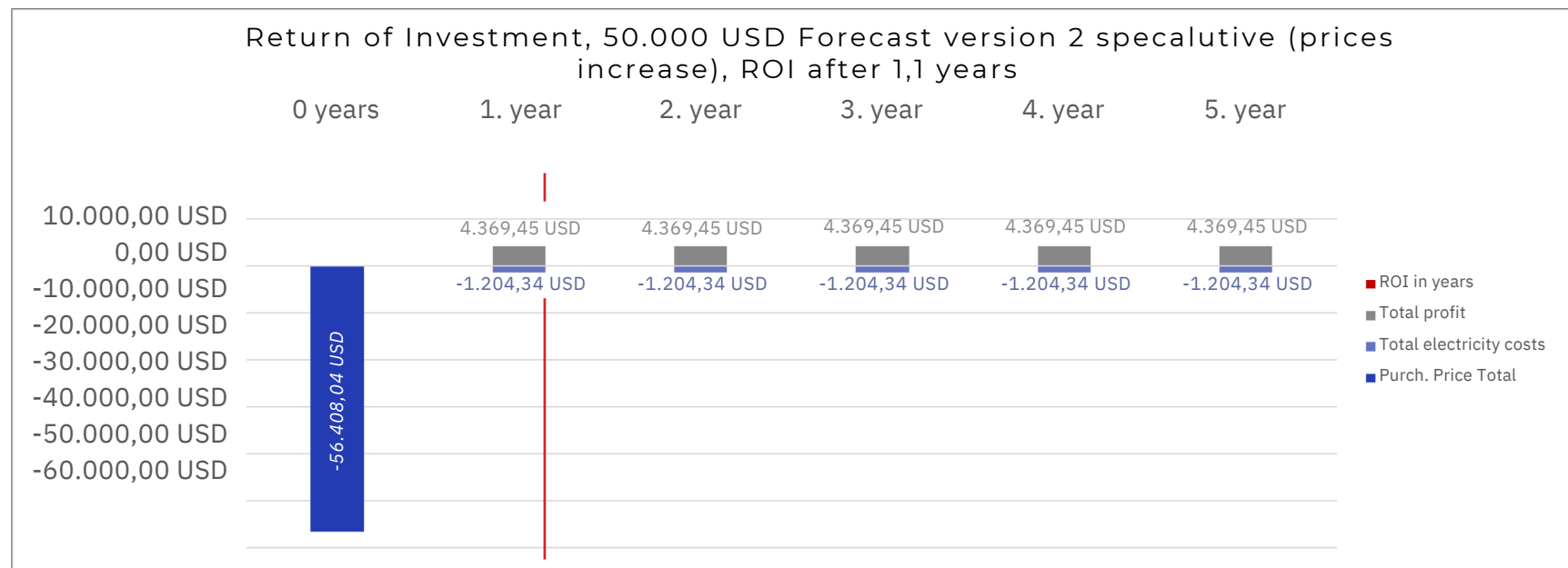
Miner	Coin	Total electricity costs	Price / Pcs.	Total Profit	ROI in Months	ROI in years
Bitmain Antminer KA3	Kadena	5.735,20 USD	236,66 USD	176,59 USD		
Bitmain Antminer L9	LTC/ Doge	39.901,60 USD	514,08 USD	1.968,62 USD		
Bitmain Antminer KS5 Pro	Kaspa	10.771,24 USD	453,60 USD	538,08 USD		
		56.408,04 USD	1.204,34 USD	2.683,29 USD	21,0	1,8



# return of investment

## Forecast version 2 - Speculative - Prices increase

Miner	Coin	Total electricity costs	Price / Pcs.	Total Profit	ROI in Months	ROI in years
Bitmain Antminer KA3	Kadena	5.735,20 USD	236,66 USD	577,44 USD		
BitmainAntminer L9	LTC/ Doge	39.901,60 USD	514,08 USD	2.738,26 USD		
Bitmain Antminer KS5 Pro	Kaspa	10.771,24 USD	453,60 USD	1.053,75 USD		
		56.408,04 USD	1.204,34 USD	4.369,45 USD	12,9	1,1



# CHARTS

# KADENA

The chart analysis of the crypto currency shows an upward potential of almost 97%. The price target is 1,07 USD.

Currently, the following marks are relevant as support levels:

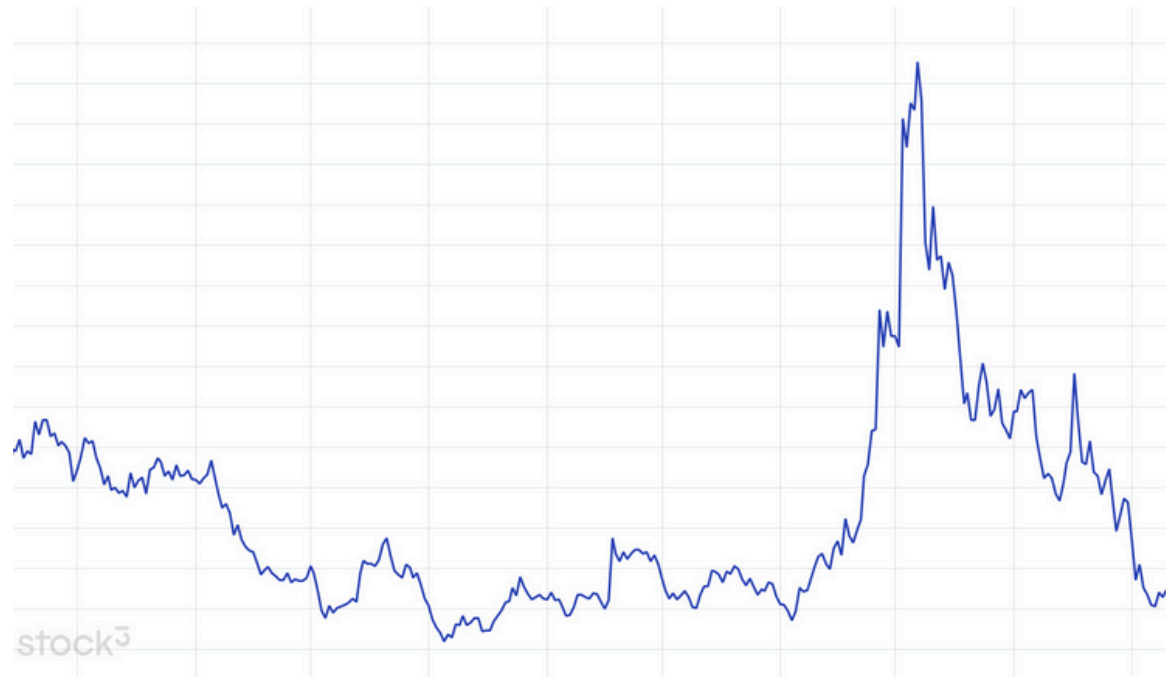
0,41 USD (mid-term)  
0,35 USD (long-term)

The following brands are currently relevant as resistances:

1,83 USD (short-term)  
2,12 USD (mid-term)

MID-term forecast:

Our mid-term forecast for the years 2025-2026 envisages average prices of between 1,42 - 2,60 USD.



# BITCOIN

The chart analysis of the cryptocurrency shows an upward potential of just under 13%. The price target is 108.036,46 USD.

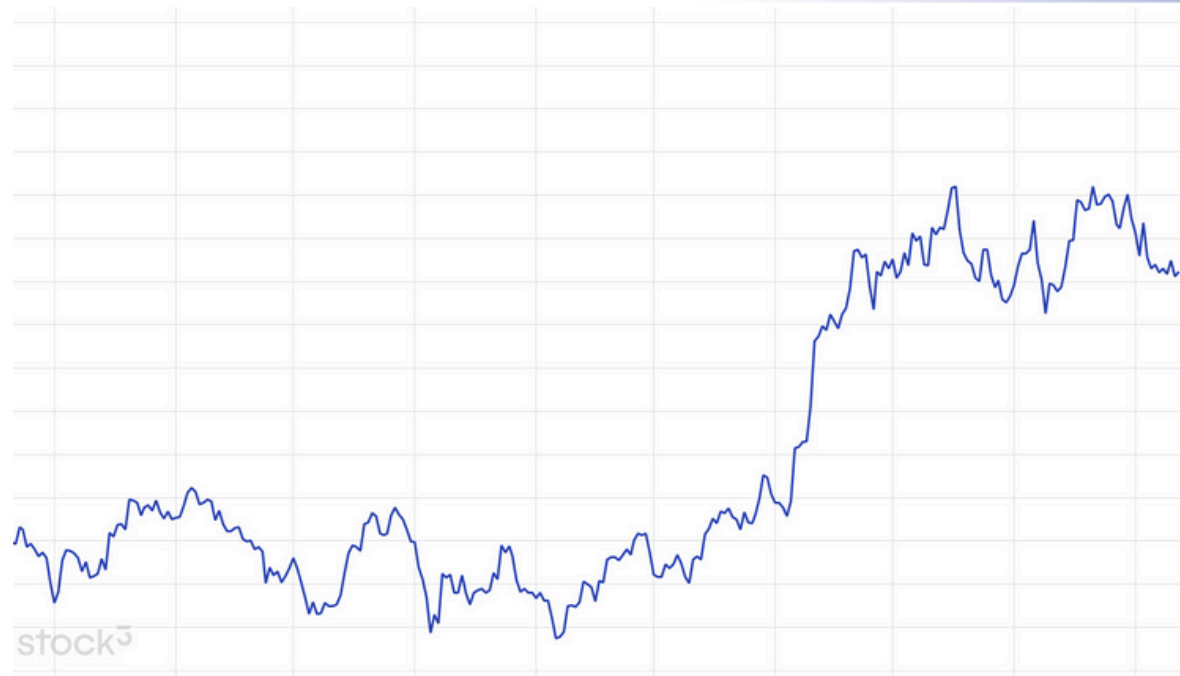
Currently, the following marks are relevant as support levels:

72.715,36 USD (mid-term)

54.147,93 USD (long-term)

The following brands are currently relevant as resistances:

108.786,00 USD (short-term)



# ETC

The chart analysis of the cryptocurrency revealed an upward potential of about 79%. The target is 36,69 USD.

Currently, the following marks are relevant as support levels:

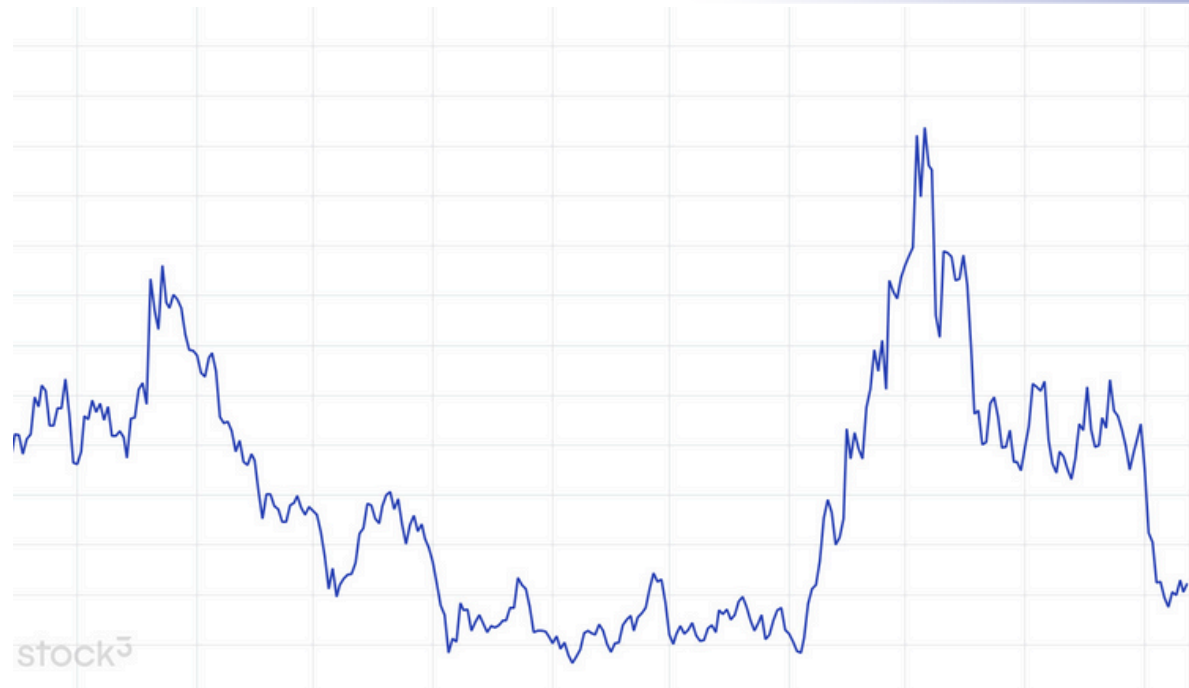
14,92 USD (mid-term)  
6,43 USD (long-term)

The following brands are currently relevant as resistances:

37,15 USD (short-term)  
48.08 USD (mid-term)

MID-term forecast:

Our mid-term forecast for the years 2025-2026 is between 14,92 USD and 32,55 USD



# KASPA

The chart analysis of the cryptocurrency shows an upward potential of just under 52%. The price target is 0,13 USD.

Currently, the following marks are relevant as support levels:

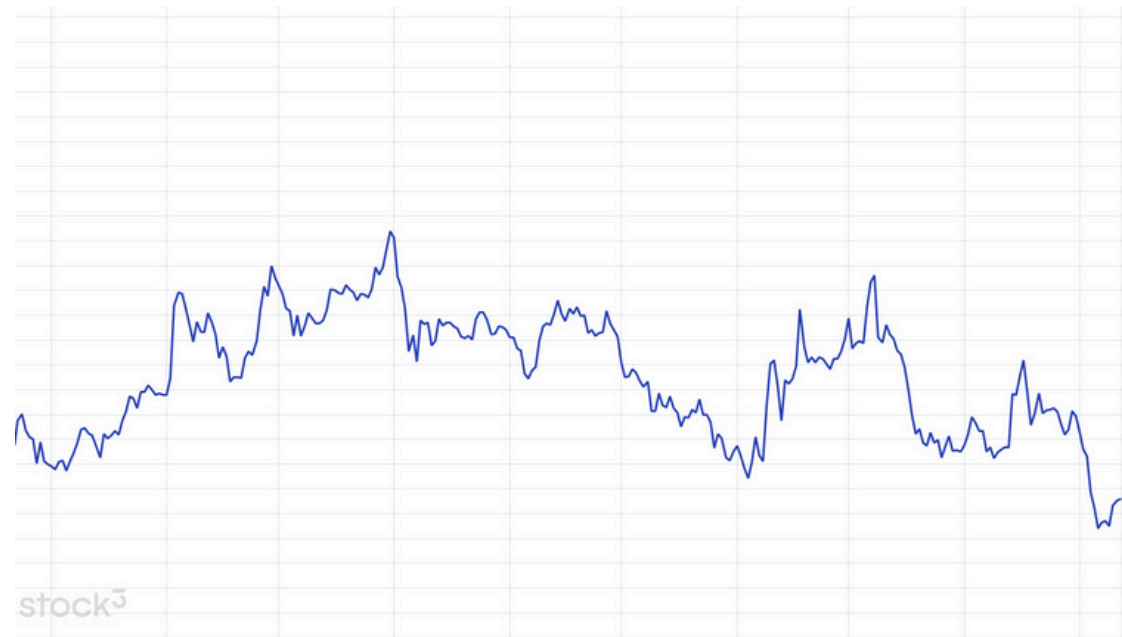
0,05 USD (mid-term)  
0,03 USD (long-term)

The following brands are currently relevant as resistances:

0,14 USD (short-term)  
0,20 USD (mid-term)

MID-term forecast:

Our mid-term forecast for the years 2025-2026 envisages prices of between 0,08 USD and 0,14 USD



# DOGE

The chart analysis of the cryptocurrency shows an upward potential of almost 15%. The price target is 0,34 USD.

Currently, the following marks are relevant as support levels:

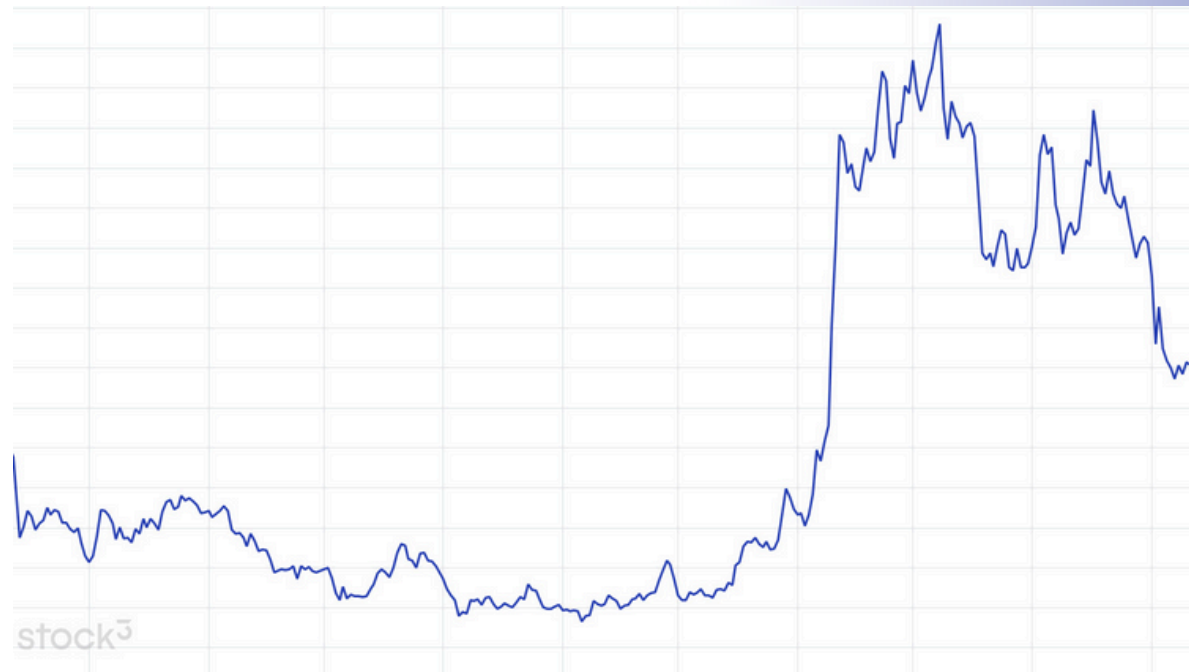
0,20 USD (mid-term)  
0,08 USD (long-term)

The following brands are currently relevant as resistances:

0,46 USD (short-term)

MID-term forecast:

Our mid-term forecast for the years 2025-2026 is between 0,22 USD - 0,46 USD



# LTC

The chart analysis of the cryptocurrency shows an upward potential of almost 17%. The price target is 136,95 USD.

Currently, the following marks are relevant as support levels:

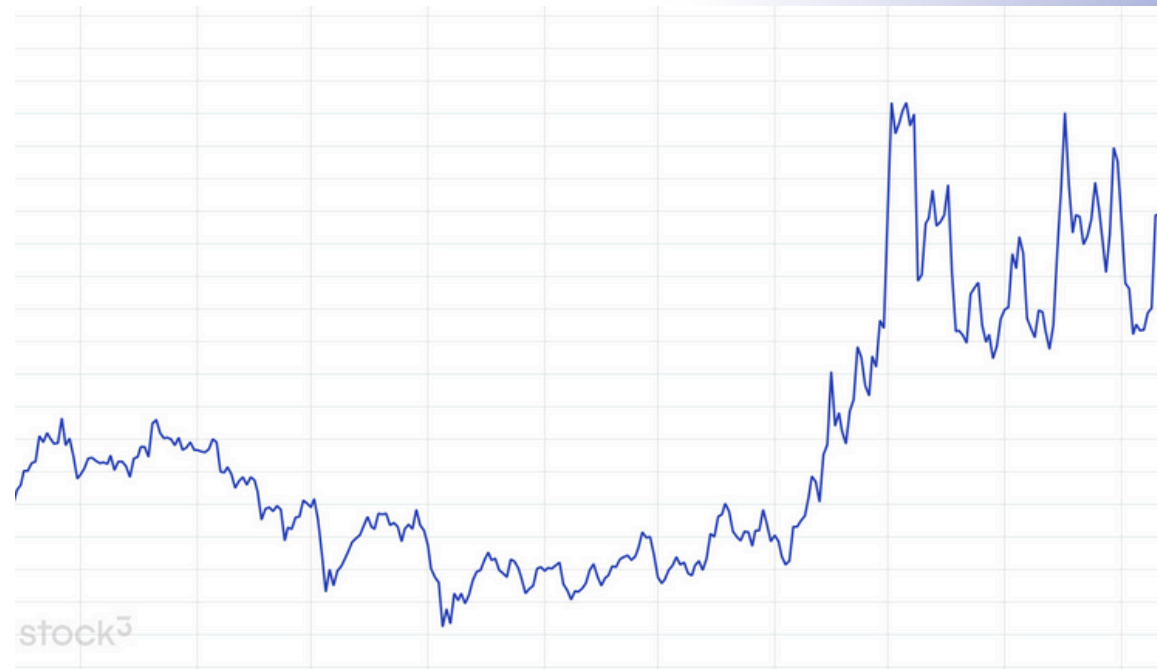
98,27 USD (mid-term)  
59,70 USD (long-term)

The following brands are currently relevant as resistances:

135,17 USD (short-term)  
232,10 USD (mid-term)

MID-term forecast:

Our mid-term forecast for the years 2025-2026 is between 98,00 USD – 150,00 USD



# Alephium

The chart analysis of the cryptocurrency shows an upward potential of almost 29%. The price target is 2,80 USD.

Currently, the following marks are relevant as support levels:

1,02 USD (mid-term)  
0,81 USD (long-term)

The following brands are currently relevant as resistances:

2,10 USD (short-term)  
3,75 USD (mid-term)

MID-term forecast:

Our mid-term forecast for the years 2024-2025 is between 2,85 USD – 3,75 USD



If you are interested in a consultation or have further questions, our competent team is happy to provide you with individual advice.



[www.genminers.com](http://www.genminers.com)  
[contact@genminers.com](mailto:contact@genminers.com)